





## UAF Student Health and Counseling Patient Portal Instructions


Go to <https://uafchc.uaf.edu/> and login in using UA Username and UA password.



On the second page you will enter your date of birth.



The next page will be the home page with information about immunizations required. The left hand menu will allow you to enter your health information, update your personal information and at the bottom you can view your immunization record and upload immunization documents, consent for release, consent for treatment and insurance card information.



Update your personal information.

Upload immunizations.

In the health history, you can update health information.

Upload other documents here.

Review labs, chart notes and other items.

I would like to \_\_\_\_\_



Version: 4.0.11.0000

© 2011 Microsoft Corporation. All rights reserved. Microsoft, the Microsoft Dynamics logo, and "Your business. Your way." are either registered trademarks or trademarks of Microsoft Corporation in the United States and/or other countries.