



# Financial Managers' Meeting

January 25, 2022


- Agenda

1. Opening remarks (Jason Theis)
2. TCSO – Amanda L
3. Topics by Budget Team (Susan)
4. Topics by OMB
5. Topics by Jason
6. Topics by Rachel J.
7. Round Table

- TCSO – Amanda Lash

- Open recruitment for Travel Coordinator

<https://careers.alaska.edu/cw/en-us/job/518474/travel-coordinator>



- Topics by BCR

- Susan

- LR's / remember to correct LD with EPAF too!
- Currently reviewing applications for Budget Coordinator
- FUPLOAD's for BR's – discussion with group (Pro's / Con's)

- Topics by BCR (cont)

Wendy

- January Management Report – Dates out / Dates in





- **Topics by OMB**


**Briana**

- FY21 Financial Review and Infographic posted to OMB website
- FY23 Budget updates



- Topics by Jason

- Funding distributions
- January management report
- OFA position vacancies





- October Management Report Summary

Fund 1 Unreserved Fund Balance

	FY19	FY20	FY21	FY21 Oct	FY21 Jan	FY22 Oct
CHANCELLOR	349,322	474,000	427,424	330,489	308,524	(4,522,305)
STATE	719,722	1,643,071	2,032,727	242,929	300,000	300,000
CTC	400,000	450,000	345,404	404,707	774,778	(57,000)
UNRESERVED	1,469,044	2,567,071	2,805,555	980,125	1,383,302	(4,279,305)
RESERVED	1,110,000	1,110,000	1,110,000	1,110,000	1,110,000	1,110,000
TOTAL	2,579,044	3,677,071	3,915,555	2,090,125	2,493,302	(3,169,305)

Proposed: Net 577 includes indirect, CAS, and Res


Year End (Net)	Change	Change	Tuition &	Tuition &	Year End	Ye	
Indirect	FY21	FY22	CYCLE 06	Cycle 06	Cost	Recovery	
0.0%	Chancellor	-	558,000	677,000	643,000	0.0%	-5

Year End	Year End	Change	Change	FY21 Indirect	FY22 Indirect	FY21	FY22 Projected	Cycle 06	Projected
Recovery	Indirect Cost	Indirect Cost	FY21 to	FY21 to				Recovery	Year End
FY22	FY22		CABINET			Cycle 06	Cycle 06	Recovery	Recovery
-	0.0%	0.0%	Chancellor	-	-	-	-	-	-
4,905,000	4,904,000	6,567,000	6,564,000	6,562,226	6,561,000	6,561,000	6,561,000	6,561,000	6,561,000
6,757,000	14,066,000	114,766,000	111.1%	5,047,000	4,833,000	30.4%	6,081		
			5.0%	Vice-Chancellor for Research					

	FY21	FY22	FY21 Actual	FY22	Projected	
Student Year End (Not)						
Chancellor	333,000	677,000	643,000	0.0%	5.0%	
Provost	12,097,000	12,571,000	23,529,000	-1.0%	-1.2%	
Vice Chancellor for Admin. Services	2,070,000	2,800,000	897,000	2.8%	4.6%	
Vice Chancellor for Research	1,545,000	2,061,000	4,282,000	0.0%	0.0%	
Total	15,996,000	16,902,000	40,612,000	5.7%	0.2%	
	FY21 Indirect Cost	FY22 Indirect Cost	FY21 Year End	FY22 Projected Year End	Cycle 04 Change	Year End Change
Chancellor	0.0%	0.0%	0.000	0.500	0.0%	0.0%
Vice Chancellor for Student Affairs	0.0%	0.0%	0.000	0.100	71.0%	11.0%
Vice Chancellor for Admin. Services	23.1%	4.2%	4,822,000	14,066,000	10.4%	15.0%
Vice Chancellor for Research	0.0%	0.0%	0.000	0.000	0.0%	0.0%
Total	23.1%	4.2%	4,822,000	14,066,000	10.4%	15.0%

- Topics by Rachel J.

- Farewell to Jessica S. (Travel Processor position is open)



- Round Table
  - What do you have to share?

