


CampDoc Registration Users To

1. Sign into CampDoc

Once you have received your 2019-2020 certificate, please navigate to our organization's CampDoc site. This can be found at

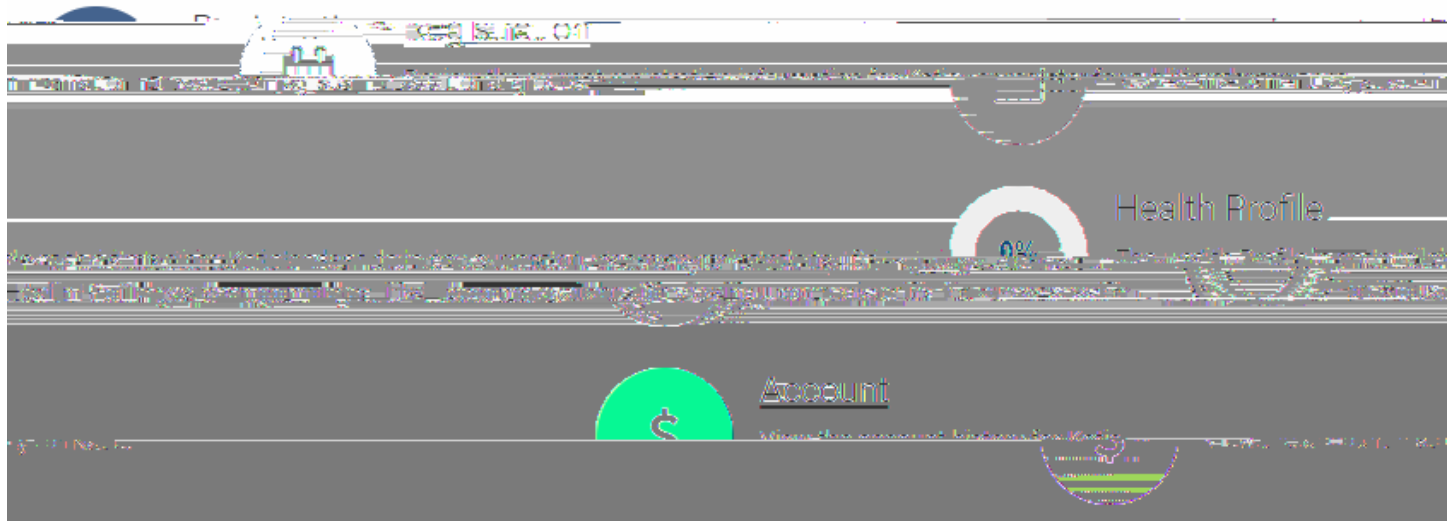
<http://www.campdoc.org/uaflifelearning>

Registration will be a one-time process and will expire on the date of the session.



Hint: Our log-in screen should have this background, and the UAF Summer Sessions & Lifelong Learning title.

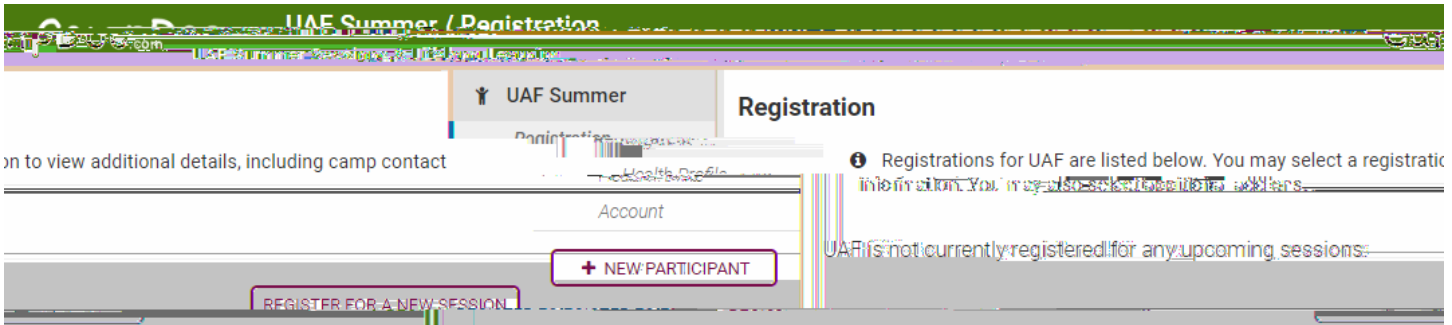
Your CampDoc account is broken down into 3 main categories. Start with Registration.



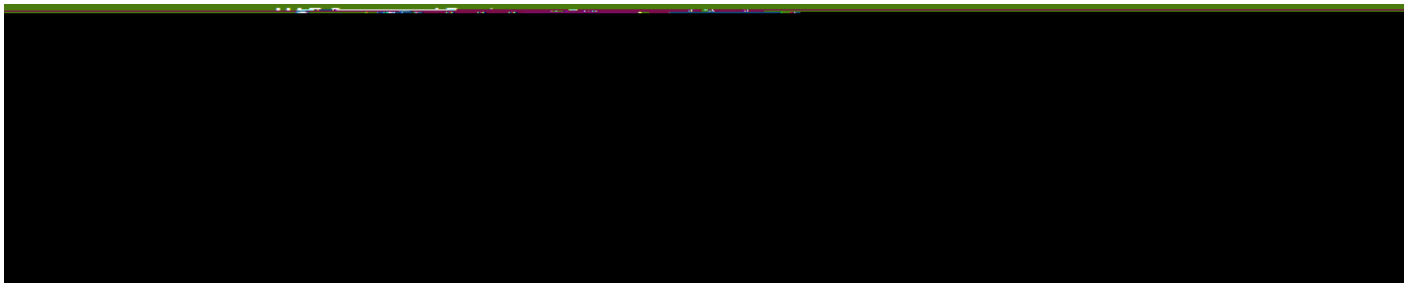
2. Register for your tour

Camp Doc was developed for organizing various children's camps, so many of the features you will have that in mind. When you login to Camp Doc for a session or summer camp UAF, you will see a few options when searching for registrations.

If you want to view all the sessions that are available in the District you are based in, you will see registrations, you will see all the sessions that are available in the District you are based in.



Click "Register available tours. For our educational travel you or for a new session to browse will need to select "Adult" in the Grade Level drop-down.

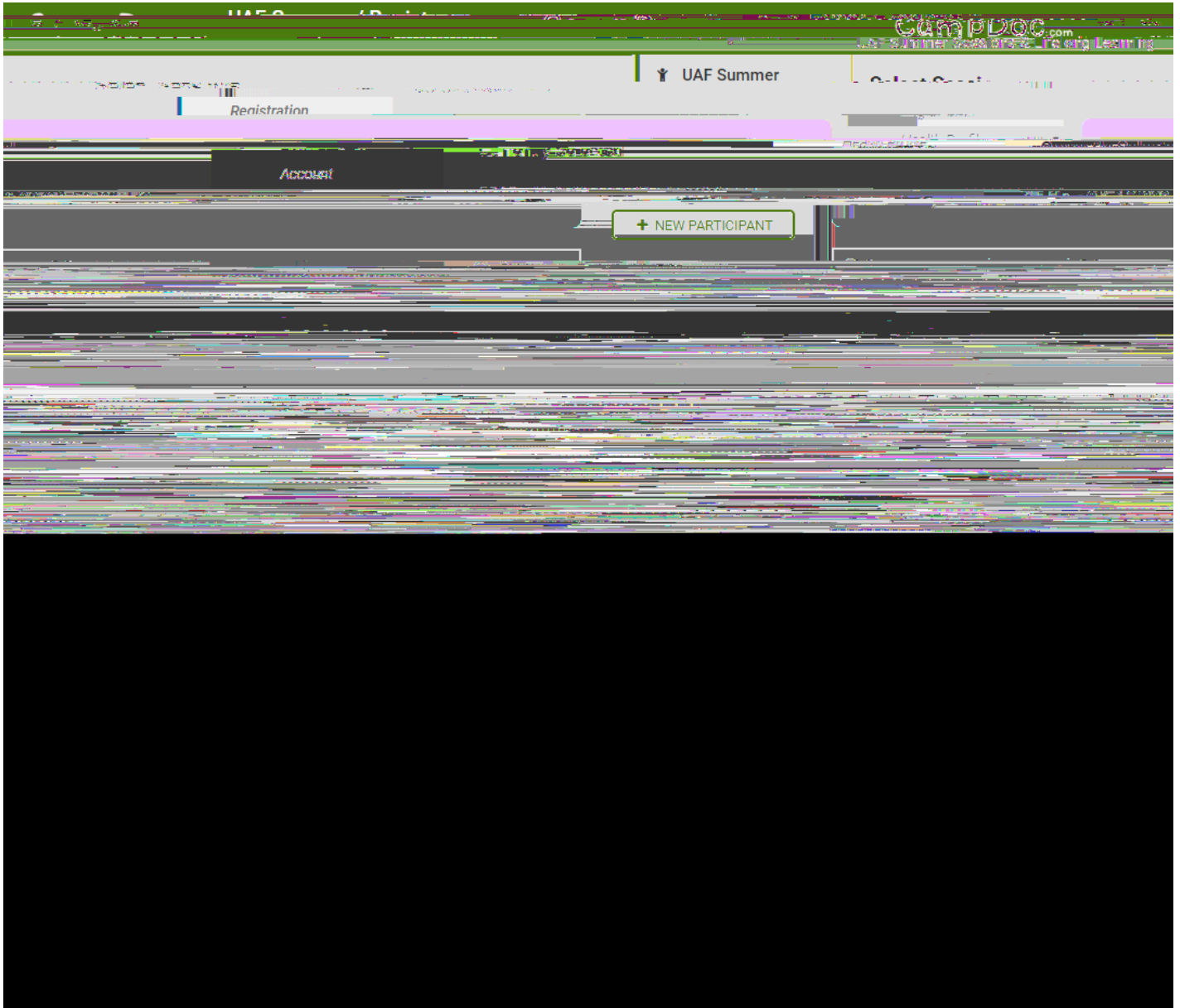


At registration, please to scroll down and select "continue" to view the navigation menu. If you continue to the next page, you will see the "RACK" and "CONTINUE" buttons.



select them from the right hand menu. You can also manually add them to the list.

Your participants for your training will be listed on the left hand menu. data for payments

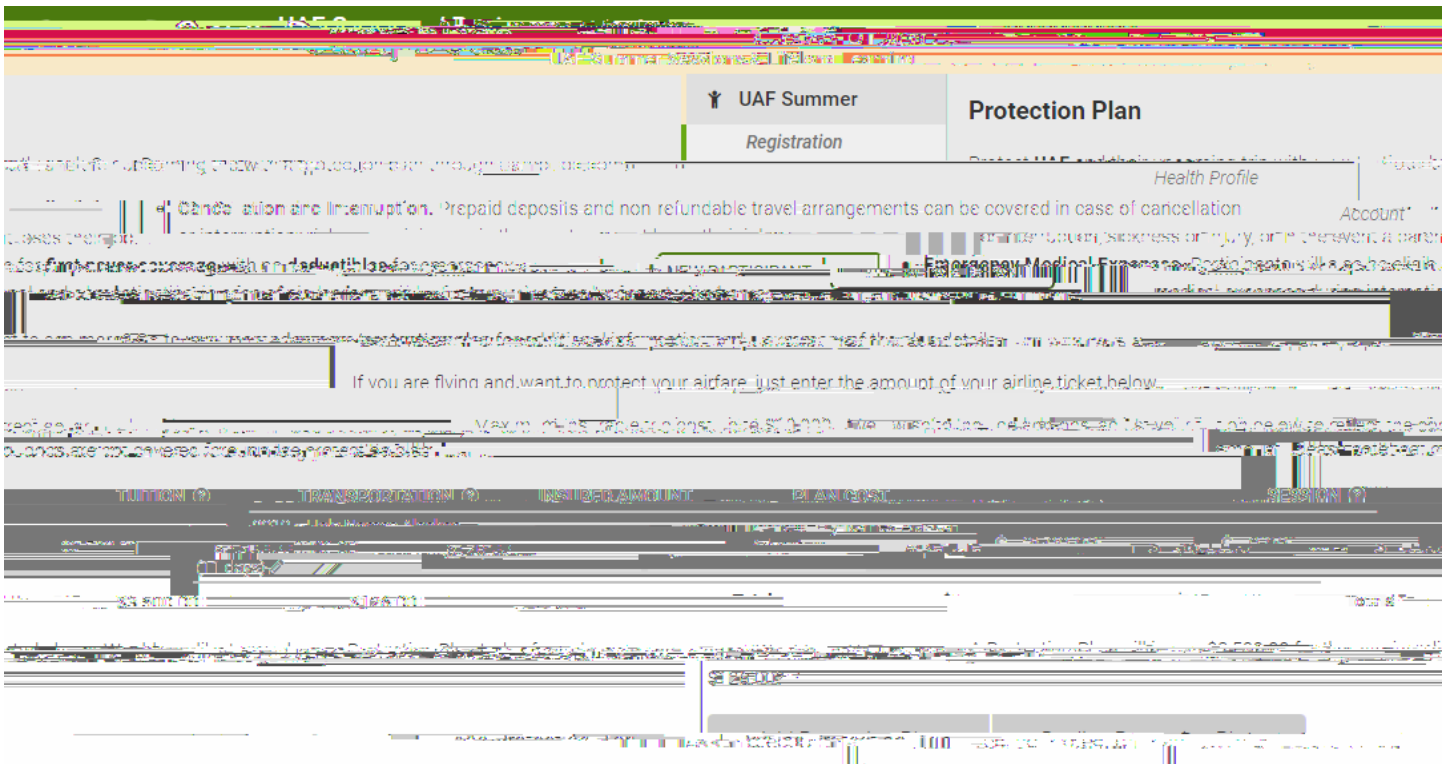


Your will be asked about the optional "Protection Plan" during registration. This is completely optional.

UAF offers a limited form of travel insurance for students attending UAF Summer Sessions. This insurance is available for students attending UAF Summer Sessions in the United States and Canada. It covers medical expenses, trip cancellation, and baggage loss.

You can add CampDoc's protection later if you choose to do so. Please note: this insurance is not offered by us at Summer Sessions so we cannot help you with any account-related questions.

You can find out more information about it by following the link www.campdoc.com/protectionplan.



UAF's coverage for airfare is limited to airfare for a round-trip flight to and from the location of the course. UAF does not offer travel insurance for


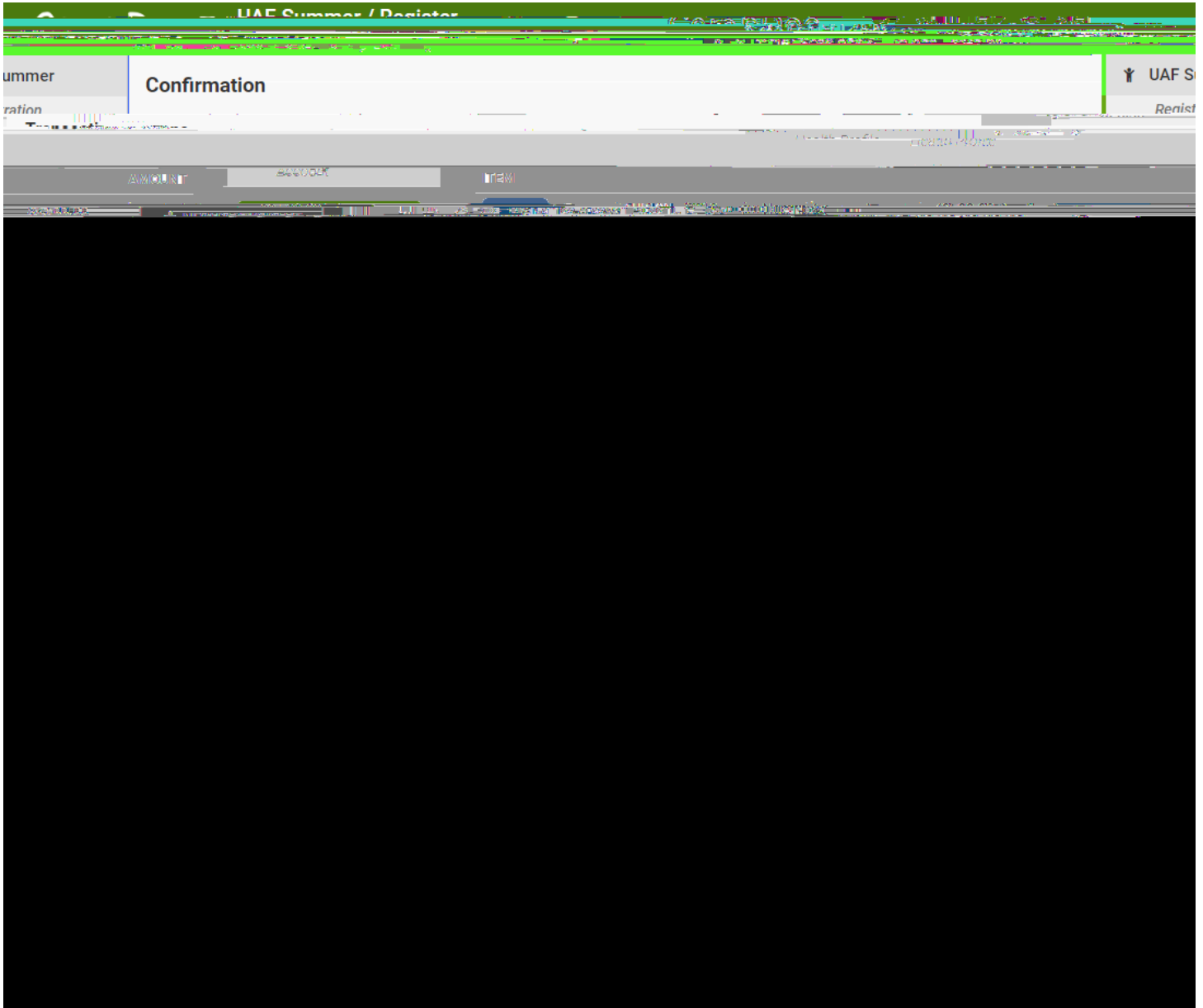
Travel insurance is always recommended for any travel out of the United States.

trips that are purchased with their card. As the situation is not with local travel agency.

3. Payment

In order to save your place on the trip, you will need to put down a \$500.00 deposit.

Click on the "UAE Summer / Register" link in the top right corner of the page. You will be taken to the "Confirmation" page. Click on the "Payment Options" tab to the amount you wish to pay.



When you enter your credit card info, the window will expand to allow you to put

before you are able to hit the “Pay” Button.

The image shows a payment form with a modal window for address entry. The modal window is titled "Street Address" and contains the following fields:

- Enter a location (with a location pin icon)
- Address Line 1 (Required)
- Address Line 2 (Optional)
- State/Province
- City
- Postal Code
- Country

At the bottom of the modal window, there are two buttons: "CONTINUE" and "CANCEL".

An



Required fields:

Address Line 1, First Name, Last Name

Card: Insurance policy number and phone number is

Passport Info

All items need Mediantia